



ADZ 系列

滑軌型平行機械夾爪



產品特性

- 活塞連桿一體式
- 內置式感應磁石
- 夾爪採不鏽鋼材質設計
- 本體厚度尺寸精度 $\pm 0.05\text{mm}$
- 本體埋入式感測器設計
- 本體尾部加定位插銷孔，使固定位置重現性提昇
- 採滾柱型線軌，高精度，高剛性，可延長使用壽命，精密組裝用

產品規格

型號	ADZ-06	ADZ-10	ADZ-16	ADZ-20	ADZ-25	ADZ-32	ADZ-40
項目 \ 缸徑 mm	ø06	ø10	ø16	ø20	ø25	ø32	ø40
作動形式	複動型						
使用流體	空氣						
外徑夾持力 N	3.3	11	34	42	65	158	254
內徑夾持力 N	6.1	17	45	66	104	193	318
使用壓力範圍 $\text{kgf/cm}^2(\text{kPa})$	2~7 (200~700)		1.5~7 (150~700)				
使用溫度範圍 $^{\circ}\text{C}$	0~60						
最高作動頻度 次/min	100					60	
給油	無給油						
爪片開合精度 mm	± 0.01					± 0.02	
爪片開合行程 mm	4	6	10	14	22	30	
磁石裝置	附磁石						
重量 kg	0.025	0.06	0.14	0.27	0.49	0.81	1.37



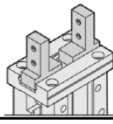
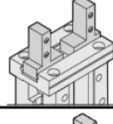
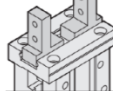
訂購代號

ADZ-16-B-AMS-L
① ② ③

①

代號	缸徑 mm
6	ø6
10	ø10
16	ø16
20	ø20
25	ø25
32	ø32
40	ø40

②

代號	夾爪型式
無記號：標準型	
B：側面攻牙型	
C：開關方向通孔型	

③

AMS-

↓

型號：
M-二線式無接點
N-三線式無接點(NPN)
P-三線式無接點(PNP)
電線長度-L：2000mm



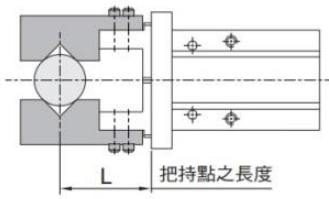
L-出線為水平(直的)
V-出線為垂直(90°)

數據表

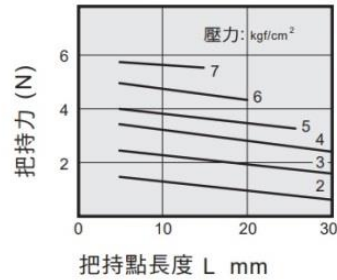
型號	最小動作壓力 kgf/cm ²	氣爪上螺紋孔 mm	有效夾持力 N	
			開	閉
ADZ-06	2	4-M2 x 0.4P	開	6.1
			閉	3.3
ADZ-10	2.2	4-M2.5 x 0.45P	開	17
			閉	11
ADZ-16	1.5	4-M3 x 0.5P	開	45
			閉	34
ADZ-20	1.5	4-M4 x 0.7P	開	66
			閉	42
ADZ-25	1.5	4-M5 x 0.8P	開	104
			閉	65
ADZ-32	1.5	4-M6 x 1.0P	開	193
			閉	158
ADZ-40	1.5	4-M8 x 1.25	開	318
			閉	254



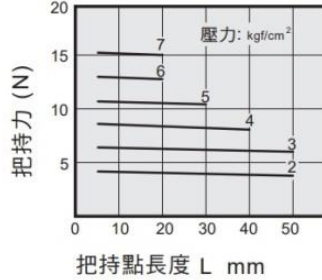
外徑夾持力特性圖



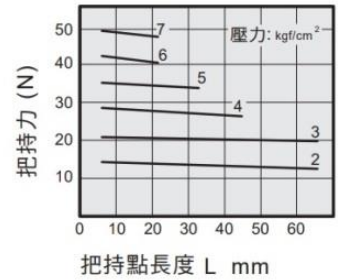
ADZ-06



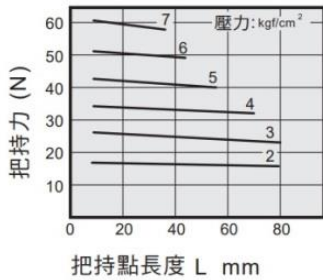
ADZ-10



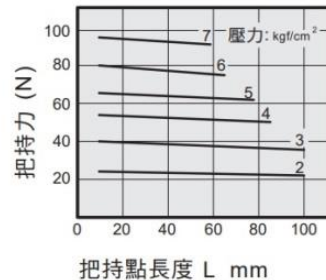
ADZ-16



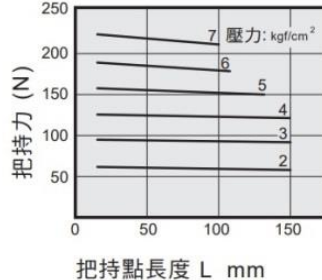
ADZ-20



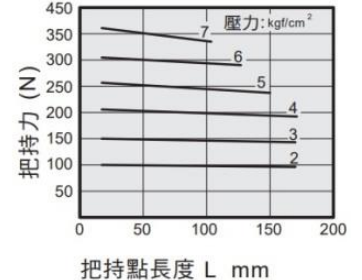
ADZ-25



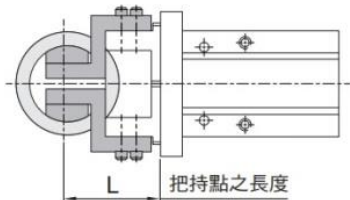
ADZ-32



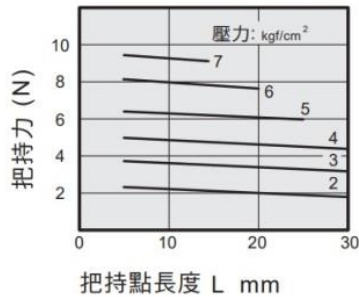
ADZ-40




內徑夾持力特性圖



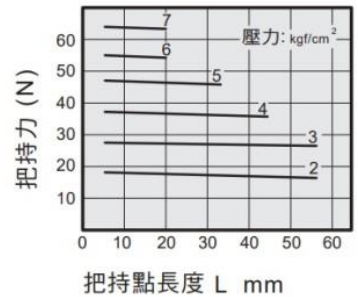
ADZ-06



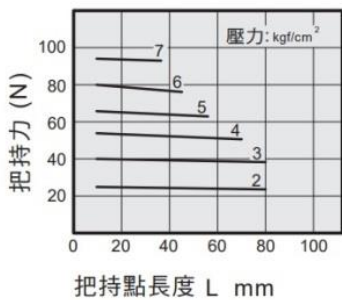
ADZ-10



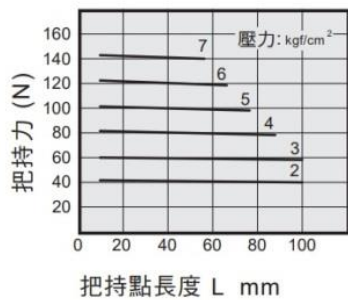
ADZ-16




ADZ-20



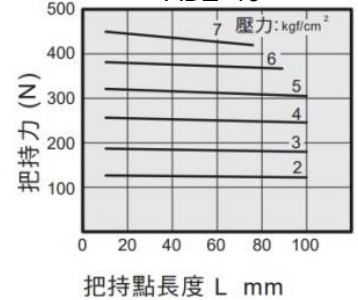
ADZ-25



ADZ-32







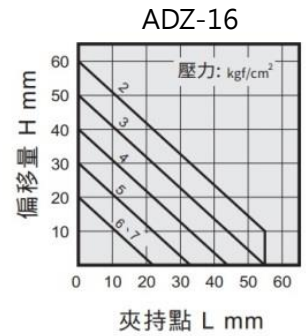


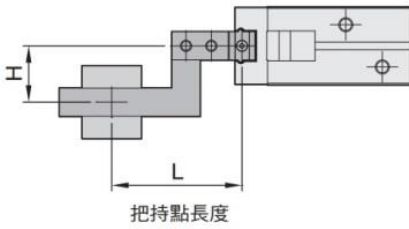
ADZ-40







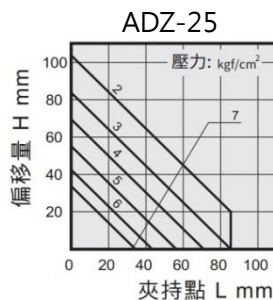



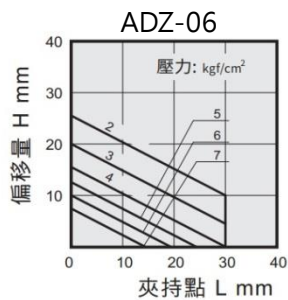
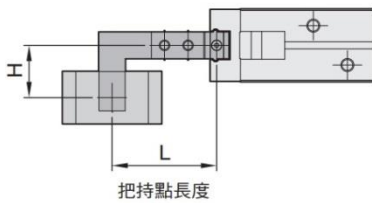
夾爪最大允許偏移量-外徑夾持

工件夾持請在允許範圍內使用，超出允許範圍對氣動夾爪的壽命會有不良影響。



夾爪最大允許偏移量-內徑夾持

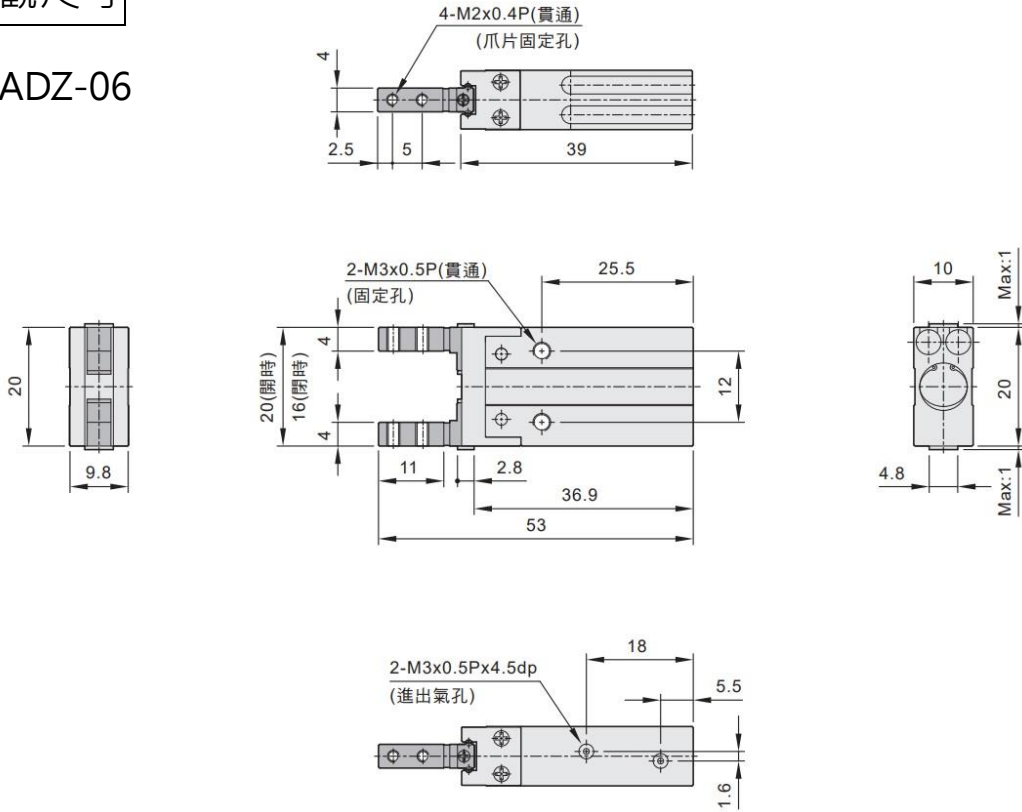
工件夾持請在允許範圍內使用，超出允許範圍對氣動夾爪的壽命會有不良影響。



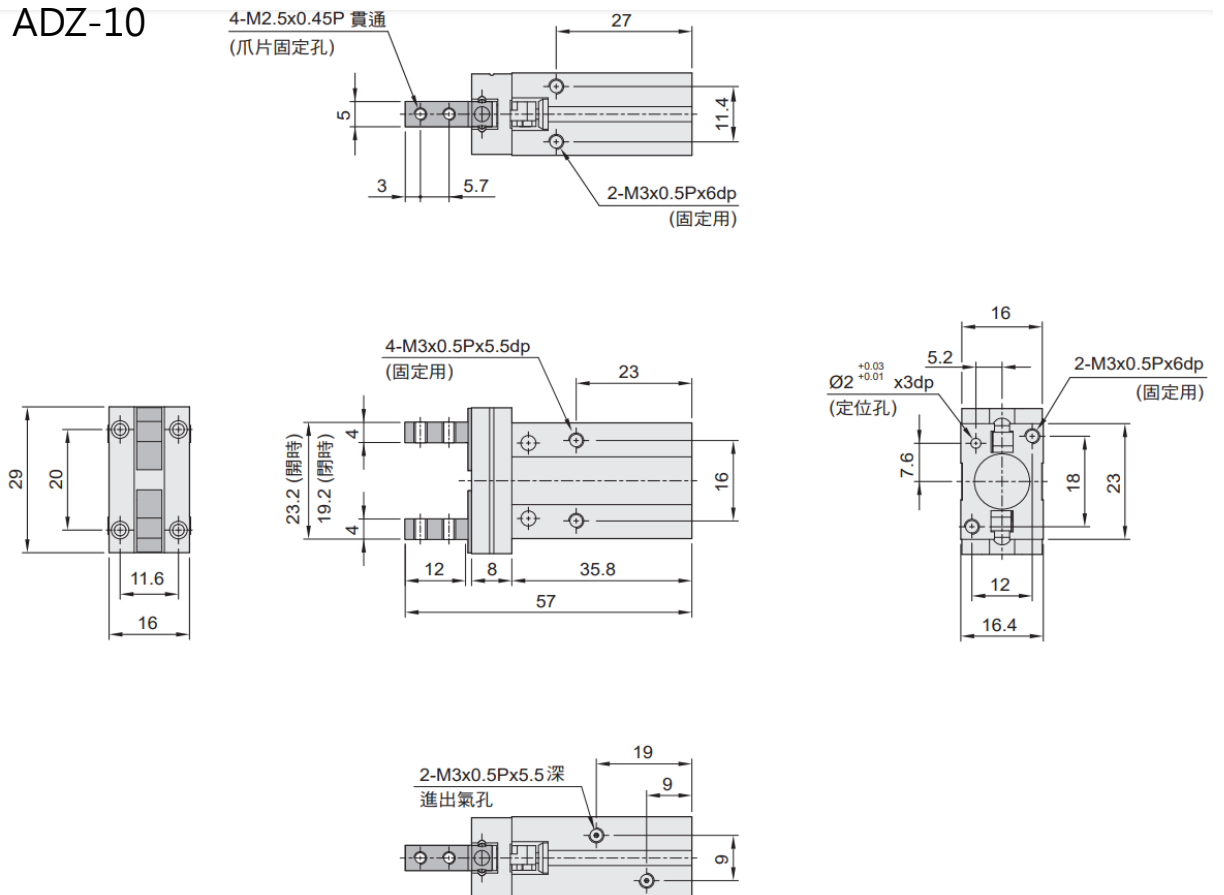


外觀尺寸

ADZ-06

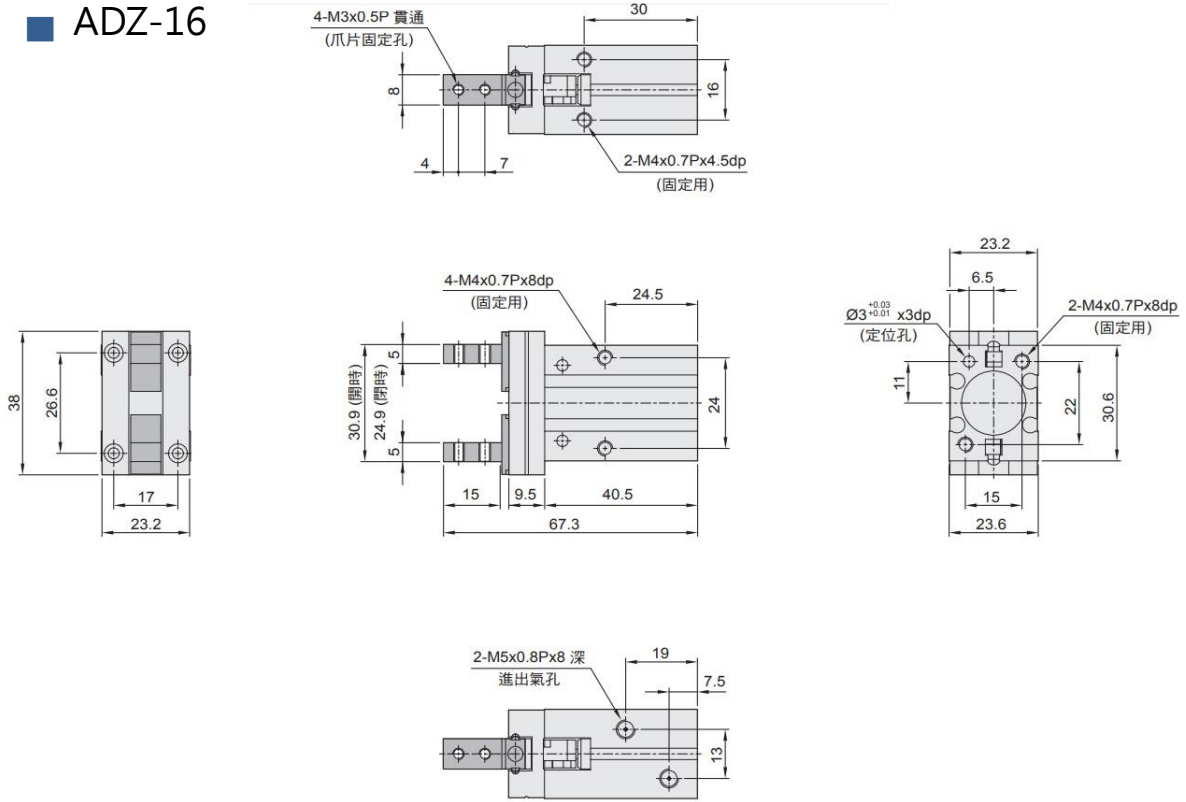


ADZ-10

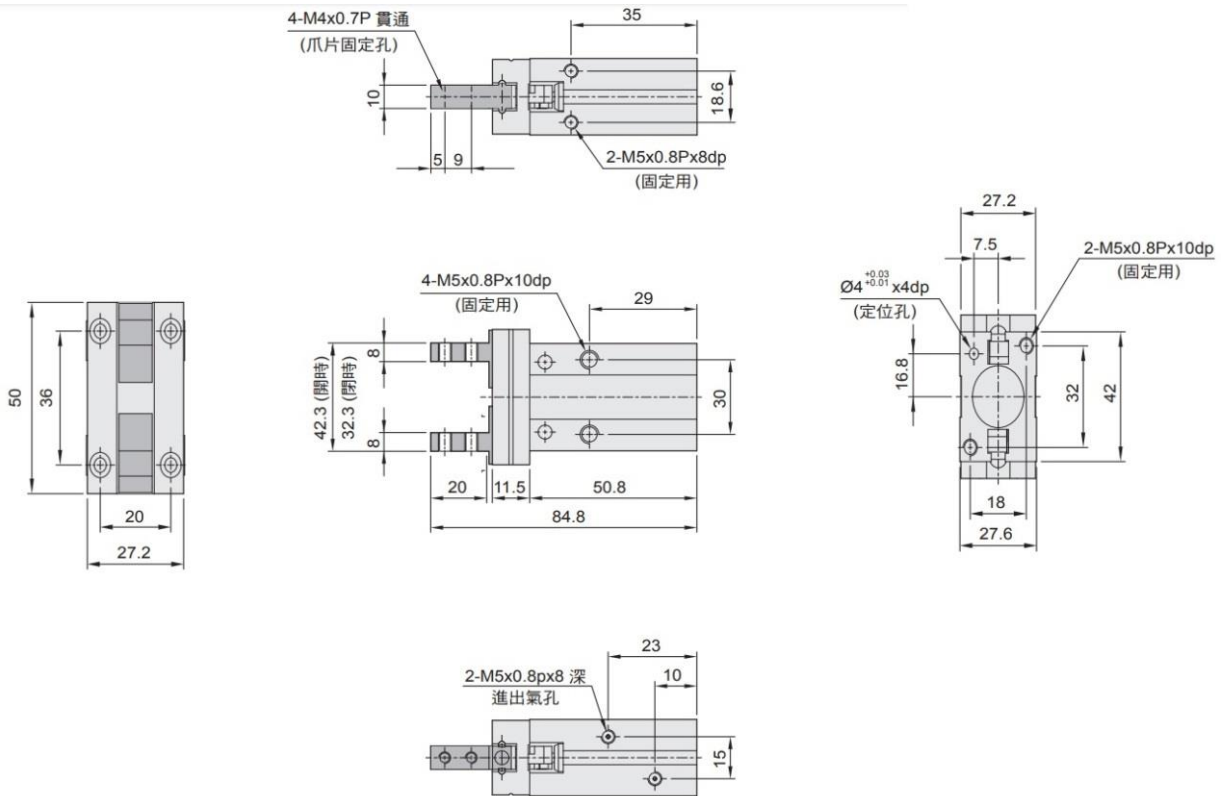




ADZ-16

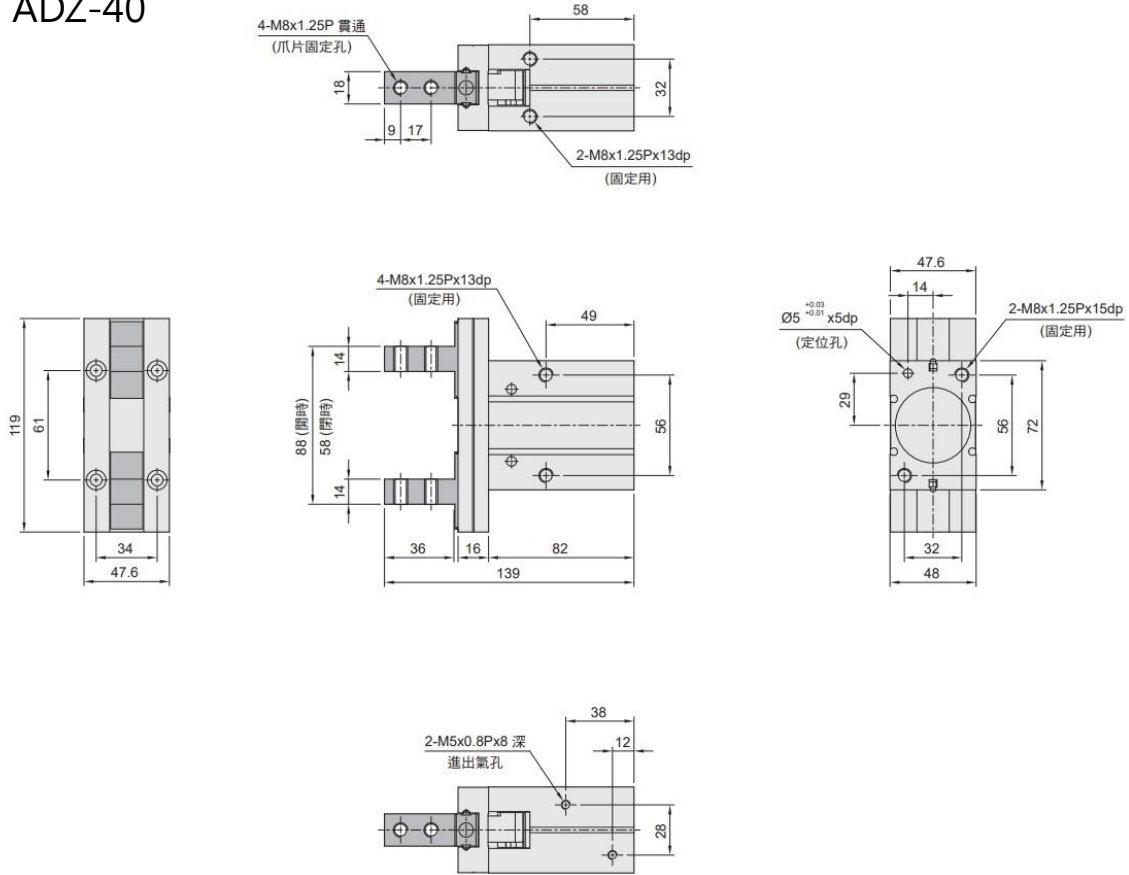


ADZ-20





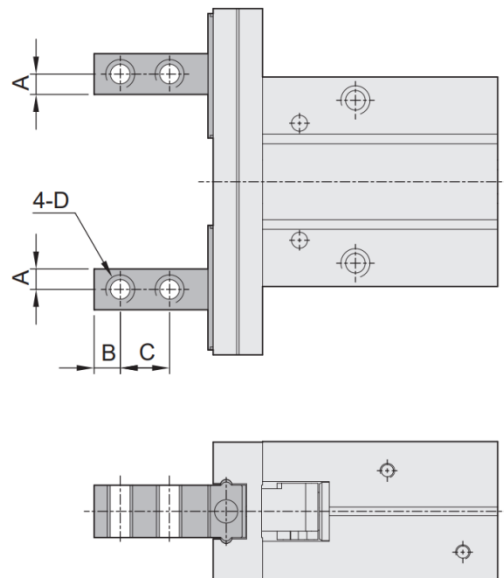
ADZ-40



ADZ 側面攻牙型

單位：mm

型號 \ 代號	A	B	C	D
ADZ-06	2	2.5	5	M2 x 0.4P
ADZ-10	2	3	5.7	M2.5 x 0.45P
ADZ-16	2.5	4	7	M3 x 0.5P
ADZ-20	4	5	9	M4 x 0.7P
ADZ-25	5	6	12	M5 x 0.8P
ADZ-32	6	7	14	M6 x 1.0P
ADZ-40	7	9	17	M8 x 1.25P





■ ADZ 開關方向通孔型

單位：mm

型號 \ 代號	A	B	C	D
ADZ-06	4	2.5	5	ø2.4
ADZ-10	5	3	5.7	ø3
ADZ-16	8	4	7	ø3.5
ADZ-20	10	5	9	ø4.5
ADZ-25	12	6	12	ø5.5
ADZ-32	15	7	14	ø6.5
ADZ-40	18	9	17	ø8.5

